

# For Creative Minds

This For Creative Minds educational section contains activities to engage children in learning while making it fun at the same time. The activities build on the underlying subjects introduced in the story. While older children may be able to do these activities on their own, we encourage adults to work with the young children in their lives. Even if the adults have long forgotten or never learned this information, they can still work through the activities and be experts in their children's eyes! Exposure to these concepts at a young age helps to build a strong foundation for easier comprehension later in life. This section may be photocopied or printed from our website by the owner of this book for educational, non-commercial uses. Cross-curricular teaching activities for use at home or in the classroom, interactive quizzes, and more are available online. Go to [www.ArbordalePublishing.com](http://www.ArbordalePublishing.com) and click on the book's cover to explore all the links.

## On the Money





Money is used to buy things. Money can come in all different shapes and sizes. In the United States of America, money is made of paper (bills) or metal (coins). The most common coins are pennies, nickels, dimes, and quarters. There are also half-dollar and dollar coins.

The coin with the smallest value is a penny. A penny is worth 1 cent (¢). It takes one hundred pennies to equal a dollar (\$). A penny's value can be written as 1¢ or \$0.01.

You can add up coins to make different values. A nickel and two dimes have the same value as five nickels or one quarter—25¢.

Each coin has a "head" side and a "tail" side. All coins have a president's face on the "head" side. Look below to see what each of the different coins looks like, how much it is worth, and what president is on it.






penny		\$0.01 or 1¢	Abraham Lincoln 16th president, 1861—1865
nickel		\$0.05 or 5¢	Thomas Jefferson 3rd president, 1801—1809
dime		\$0.10 or 10¢	Franklin D. Roosevelt 32nd president, 1933—1945
quarter		\$0.25 or 25¢	George Washington 1st president, 1789—1797

***E Pluribus Unum.*** This Latin phrase is on all coins in the United States of America. It says "Out of many, one." This means that out of the many states and many different people in the USA, we all come together to make one country.

# Decimal Place Value

Money can be counted in whole dollars or in parts of a dollar. There are bills worth \$1, \$5, \$10, \$20, or even \$50 or \$100. These bills represent whole numbers. Money can also be counted in parts of a dollar, or fractions. The **place value** after the decimal point shows parts of a number. You need these place values to represent coins, such as pennies, nickels, dimes, and quarters. Place value helps determine how big or small the value of a digit is.

ones	.	tenths	hundredths
	.		

Place value matters when you count whole numbers. In the number 172, the digit “1” is in the **hundreds** place. It means there is one group of one hundred. The digit “7” is in the **tens** place. It means that there are seven groups of ten—seventy. The digit “2” is in the **ones** place. It means that there are two ones—two.

Place values can also show parts of a whole number. You can imagine all whole numbers as having a decimal point followed by zeros. One dollar can be written as \$1 or \$1.00. The first place to the right of the decimal is the **tenths** place. The second space to the right of the decimal is the **hundredths** place.



A penny is worth one-hundredth of a dollar. One-hundredth can be written as a fraction:  $\frac{1}{100}$ . Or it can be written as a decimal with the “1” in the hundredths place: 0.01. *If you had seven pennies, how would you write that as a fraction of a dollar? How would you write it as a decimal?*

A dime is worth one-tenth of a dollar. One-tenth can be written as a fraction:  $\frac{1}{10}$ . Or one-tenth can be written as a decimal with “1” in the tenths place: 0.1. *If you had three dimes, how would you write that as a fraction of a dollar? How would you write it as a decimal?*

Twenty-five cents goes into one dollar (or one hundred cents) exactly four times, so a quarter is worth one-fourth of a dollar. A quarter can be written as a fraction  $\frac{25}{100}$  that is reduced to  $\frac{1}{4}$ . Or it can be written as a decimal place with “2” in the tenths place and “5” in the hundredths place: 0.25. This is the same as two dimes plus five pennies. *Why do you think a quarter is called a quarter? Hint: what is a synonym for one-fourth?*



In this chart, each number has one digit “1.” Identify the place value of each digit “1.”

hundreds	tens	ones	.	tenths	hundredths
1	7	2	.	0	0
0	3	6	.	1	2
0	1	5	.	0	3
3	9	6	.	1	4
1	2	3	.	0	0
0	1	2	.	3	0
0	0	1	.	2	3

## Counting Coins

Match the groups of coins on the left to their values on the right. Answers are below.

A.



15¢

B.



35¢

C.



41¢

D.



2¢

E.



8¢

F.



75¢

Answers: A = 8¢. B = 2¢. C = 15¢. D = 75¢. E = 41¢. F = 35¢.

## Clean it up

Litter is any type of human-made trash that is put in a place it doesn't belong. Plants and animals—including humans—need a healthy and clean environment to live. When people litter, it hurts the environment and creates an unhealthy habitat for plants and animals.

When animals eat litter, they can choke, get sick, or die. Animals can be injured or trapped by litter. As the litter breaks down (decomposes), the pieces enter the soil. Plants can get sick or die. Animals that eat these plants can also get sick or die.

### Where does trash belong?

- recycling bin
- trash can
- compost heap
- landfill
- reuse facility
- waste-to-energy plant



You can help protect the environment by not littering and by cleaning up litter wherever you see it.

Always put your trash in the proper place. Some materials—like paper, plastic, and metal—can be easily recycled and should be put in a recycle bin. Many food scraps can be composted to return nutrients to the soil. Other garbage should go into a trash can.

If you see litter, clean it up! Be careful; you don't want to cut yourself on any sharp edges. Wear gloves or use a "pick up stick" when you pick up litter. Don't put your hands in places you can't see.

type of litter	time to decompose
paper towel	2-4 weeks
cigarette	1-5 years
plastic bags	10-20 years
styrofoam cup	50 years
tire	50-80 years
plastic forks	100 years
soda can	80-200 years
plastic water bottle	450 years
disposable diaper	450 years
fishing line	600 years
glass bottles	1,000,000 years

